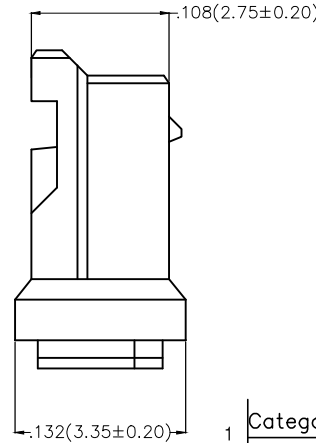
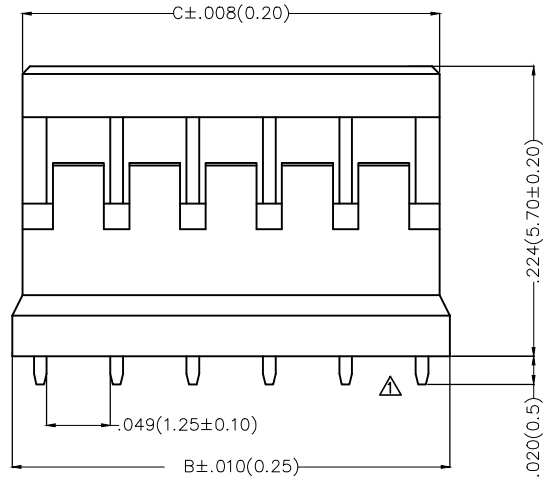
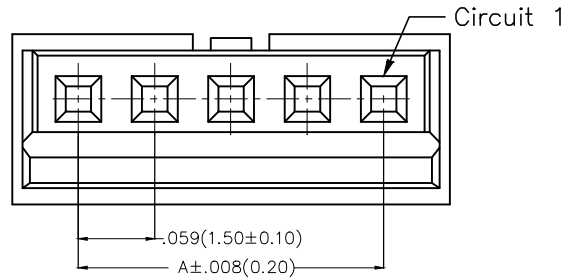


1 2 3 4 5 6 7 8

REV	LOCATIONS	DESCRIPTION	DATE	REVISER	APPD
1	△	Size & Structure changes	16/SEP/22	MATT	CHERRY

Notes

1. Material: PA66 UL94V-0
2. Temperature Range-Operating: -25C° ~ +85C°
3. Applicable Terminal: FT15003
4. Mates With (Wafer): FWF15008, FWF15009 Series.



Circuits (n)	Part No.	Dimensions(in/mm)		
		A	B	C△
2	FHG15003-S02M2W1B	.059(1.50)	.161(4.10)	.146(3.70)
3	FHG15003-S03M2W1B	.118(3.00)	.220(5.60)	.205(5.20)
4	FHG15003-S04M2W1B	.177(4.50)	.279(7.10)	.264(6.70)
5	FHG15003-S05M2W1B	.236(6.00)	.338(8.60)	.323(8.20)
6	FHG15003-S06M2W1B	.295(7.50)	.398(10.10)	.381(9.70)
7	FHG15003-S07M2W1B	.354(9.00)	.457(11.60)	.441(11.20)
8	FHG15003-S08M2W1B	.413(10.50)	.516(13.10)	.500(12.70)
9	FHG15003-S09M2W1B	.472(12.00)	.574(14.60)	.559(14.20)
10	FHG15003-S10M2W1B	.531(13.50)	.634(16.10)	.618(15.70)
11	FHG15003-S11M2W1B	.591(15.00)	.693(17.60)	.677(17.20)
12	FHG15003-S12M2W1B	.650(16.50)	.751(19.10)	.736(18.70)
13	FHG15003-S13M2W1B	.709(18.00)	.811(20.60)	.795(20.20)
14	FHG15003-S14M2W1B	.768(19.50)	.870(22.10)	.854(21.70)
15	FHG15003-S15M2W1B	.827(21.00)	.929(23.60)	.913(23.20)

Ordering Information

FHG 150 03 - S XX M 2 W1 B
 1 2 3 4 5 6 7 8 9

1	Category	2	Series Number	3	Distinction No.	4	Row Option		
	FHG-Housing		150-Pitch1.50mm		03		S-Single row		
5	Circuits	6	Type	7	Material-Resin	8	Color-Resin	9	Packaging
	XX		M-Male		2-PA66		W1-White		B-PE Bag

<p>THIRD ANGLE PROJECTION</p>	GENERAL TOLERANCES (UNLESS SPECIFIED)		APPROVE BY	DATE	PART NO.	ITEM NO.	<p>Leader Of Industry</p>
	X.±.012(0.30)	X.±5'	FRANK	25/JUN/13	FHG15003-SXXM2W1B	FHG15003	
	X.X±.008(0.20)	.X'±2'	CHECKED BY	DATE	TITLE		
	X.XX±.006(0.15)	.XX'±1'	CHERRY	25/JUN/13	Wire to Board Pitch 1.5mm(Housing)	REV 1	
SCALE	SIZE	X.XXX±.004(0.10)	.XXX'±0.5'	DRAWN BY	DATE	THIS DRAWING CONTAINS INFORMATION THAT IS PROPRIETARY TO TXGA INDUSTRIAL ELECTRONICS(S.Z)CO.,LTD AND SHOULD NOT BE USED WITHOUT WRITTEN PERMISSION	
5:1	A4			KEVIN	25/JUN/13		

1 2 3 4 5 6 7 8